

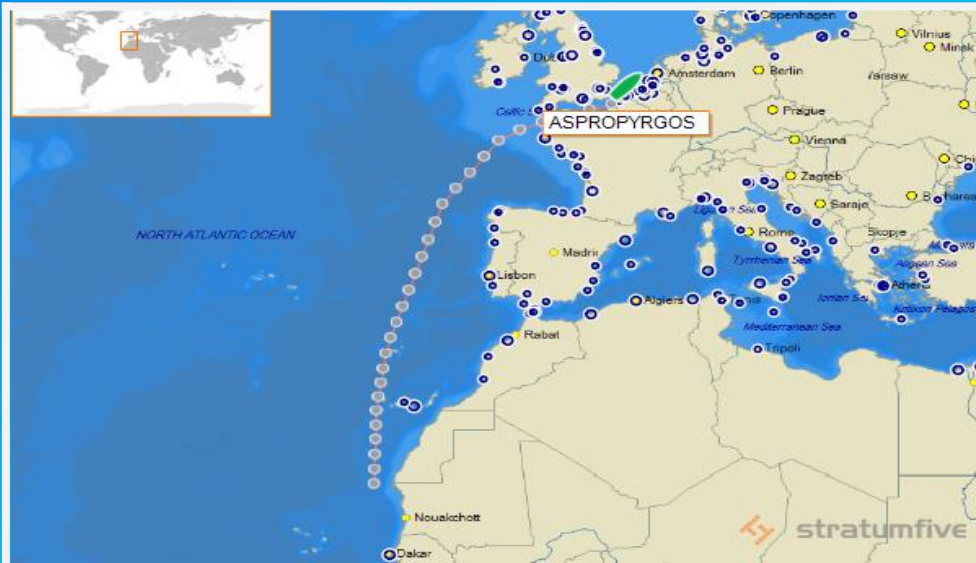


PARADISE NAVIGATION S.A.



20NOV18/D 15:00 LT ATHENS

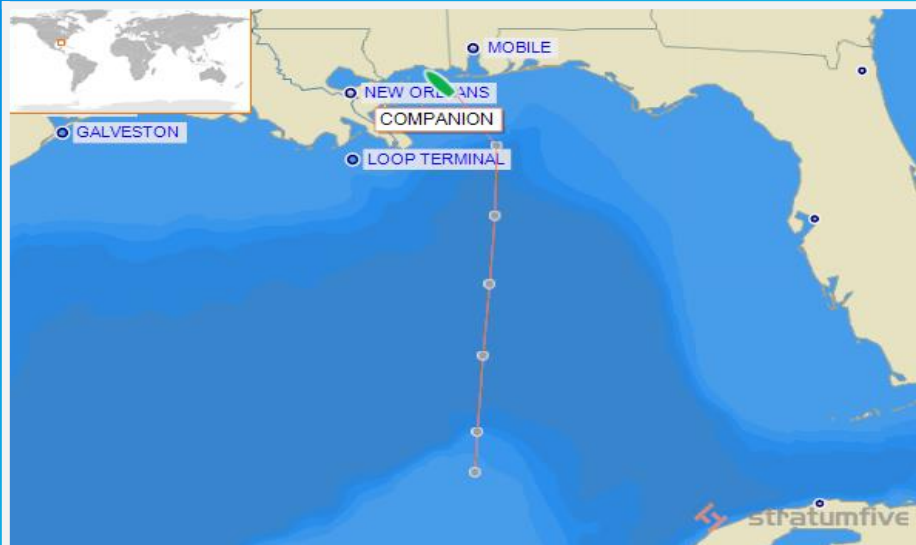
Slide Date/Update	20NOV18/D	VESSELS NAME:	PGC ASPROPYRGOS	
TYPE/SIZE/BUILT		PRODUCTS TANKER	72,854 DWT	2004
CAPTAINS NAME/NAT/TOURS PNSA		VALANTASIS GEORGIOS	GREEK	
CH.ENG NAME/NAT/TOURS PNSA		STAMATIADIS GEORGIOS	GREEK	
LAST OPERATION	DISCHARGING AT PEMBROKE			
CURRENTLY	UNDERWAY TO NORRKEPING			
NEXT OPERATION/ETA-S	LOADING AT NORRKEPING		ETA: 24 NOV	
EMPLOYER	PENFIELD TANKERS LLC POOL/EXXON			
NEXT MAJOR SURVEY DUE/TYPE	30/8/19			SS3



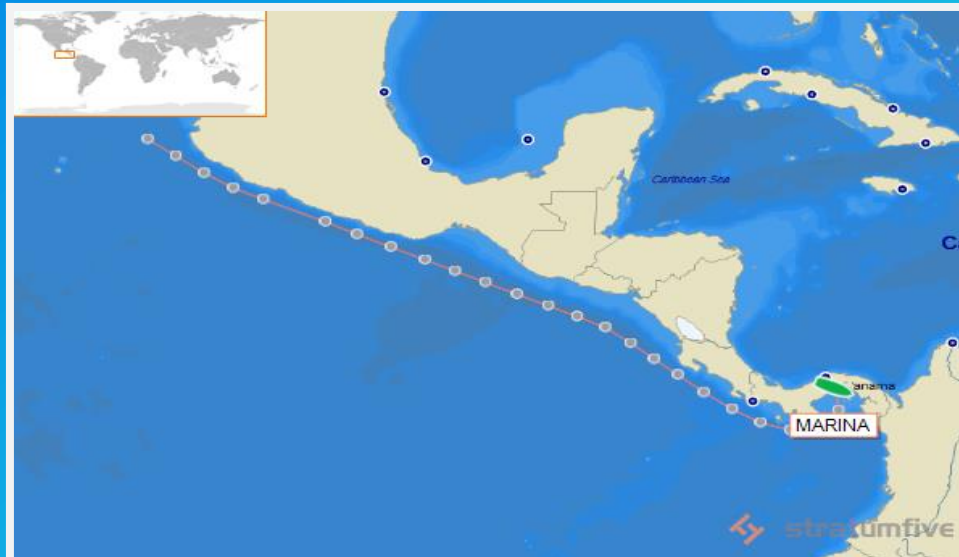
Slide Date/Update	20NOV18/D	VESSELS NAME:	PGC IKAROS	
TYPE/SIZE/BUILT		PRODUCTS TANKER	72,829 DWT	2004
CAPTAINS NAME/NAT/TOURS PNSA		GEORGE JOVANOVIC	CROATIAN	
CH.ENG NAME/NAT/TOURS PNSA		DONOVIC ZORAN	MONTENEGRO	
LAST OPERATION	LOADING AT COVENAS			
CURRENTLY	ANCHORED AT CHIRIQUI GRANDE			
NEXT OPERATION/ETA-S	DISCHARGING AT CHIRIQUI GRANDE		ETA :24 NOV	
EMPLOYER	PENFIELD TANKERS LLC POOL/SHELL			
NEXT MAJOR SURVEY DUE/TYPE	25/11/19			SS3



Slide Date/Update	20NOV18/D	VESSELS NAME:	<b>COMPANION</b>	
TYPE/SIZE/BUILT		<b>PRODUCTS TANKER</b>	<b>72,825 DWT</b>	<b>2005</b>
CAPTAINS NAME/NAT/TOURS PNSA		<b>BOGDANOVIC ZDRAVKO</b>	<b>ROMANIAN</b>	
CH.ENG NAME/NAT/TOURS PNSA		<b>AMANDE NILO</b>	<b>GREEK</b>	
LAST OPERATION	<b>LOADING AT FAWLLEY</b>			
CURRENTLY	<b>UNDERWAY TO SAINT CHARLES</b>			
NEXT OPERATION/ETA-S	<b>DISCHARGE AT SAINT CHARLES</b>		<b>ETA: 10 DEC</b>	
EMPLOYER	<b>PENFIELD TANKERS LLC POOL/SHELL</b>			
NEXT MAJOR SURVEY DUE/TYPE	<b>01/03/2020</b>			<b>SS3</b>



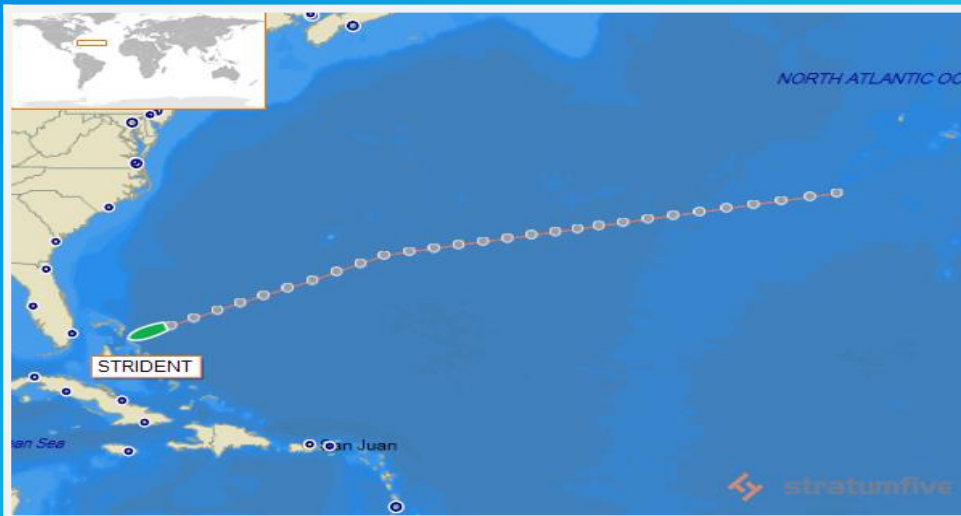
Slide Date/Update	20NOV18/D	VESSELS NAME:	<b>PGC MARINA</b>	
TYPE/SIZE/BUILT		<b>PRODUCTS TANKER</b>	<b>72,807 DWT</b>	<b>2005</b>
CAPTAINS NAME/NAT/TOURS PNSA		<b>PREDRAG NIKAJEVIC</b>	<b>MONTENEGRO</b>	
CH.ENG NAME/NAT/TOURS PNSA		<b>MIHOJEVIC GOJCKO</b>	<b>MONTENEGRO</b>	
LAST OPERATION	<b>LOADING AT MONTREAL</b>			
CURRENTLY	<b>UNDERWAY TO NEW YORK</b>			
NEXT OPERATION/ETA-S		<b>DISCHARGE AT NEW YORK</b>	<b>ETA: 25 NOV</b>	
EMPLOYER	<b>PENFIELD TANKERS LLC POOL</b>			
NEXT MAJOR SURVEY DUE/TYPE		<b>01/06/2020</b>		<b>SS3</b>




Slide Date/Update	20NOV18/D	VESSELS NAME:	PGC ARATOS	
TYPE/SIZE/BUILT		LPG-ETHYLENE	9,006 CBM	2003
CAPTAINS NAME/NAT/TOURS PNSA		IONUT BORUGA	ROMANIAN	
CH.ENG NAME/NAT/TOURS PNSA		SEBASTIAN FRANCESCU	ROMANIAN	
LAST OPERATION	LOADING AT HOUSTON			
CURRENTLY	ACHORED AT CARTAGENA			
NEXT OPERATION/ETA-S	DISCHARGE AT CARTAGENA		ETA: 24 NOV	
EMPLOYER	GASCHEM-GASMARE POOL			
NEXT MAJOR SURVEY DUE/TYPE	28/2/2020-28/2/2021			IS4



Slide Date/Update	20NOV18/D	VESSELS NAME:	<b>PGC STRIDENT FORCE</b>	
TYPE/SIZE/BUILT		<b>LPG-Semi-Refrigerated</b>	<b>6,527 CBM</b>	<b>1999</b>
CAPTAINS NAME/NAT/TOURS PNSA		<b>RUSSELO CELOCIA</b>	<b>PHILIPPINE</b>	
CH.ENG NAME/NAT/TOURS PNSA		<b>TAJAPA NIKANOR</b>	<b>PHILIPPINE</b>	
LAST OPERATION	<b>LOADING AT DUNKIRK</b>			
CURRENTLY	<b>UNDERWAY TO BERRE</b>			
NEXT OPERATION/ETA-S		<b>DISCHARGE AT BERRE</b>	<b>ETA: 01 DEC</b>	
EMPLOYER	<b>GASCHEM-GASMARE POOL</b>			
NEXT MAJOR SURVEY DUE/TYPE	<b>22/3/17 – 22/9/17</b>			<b>IS4</b>



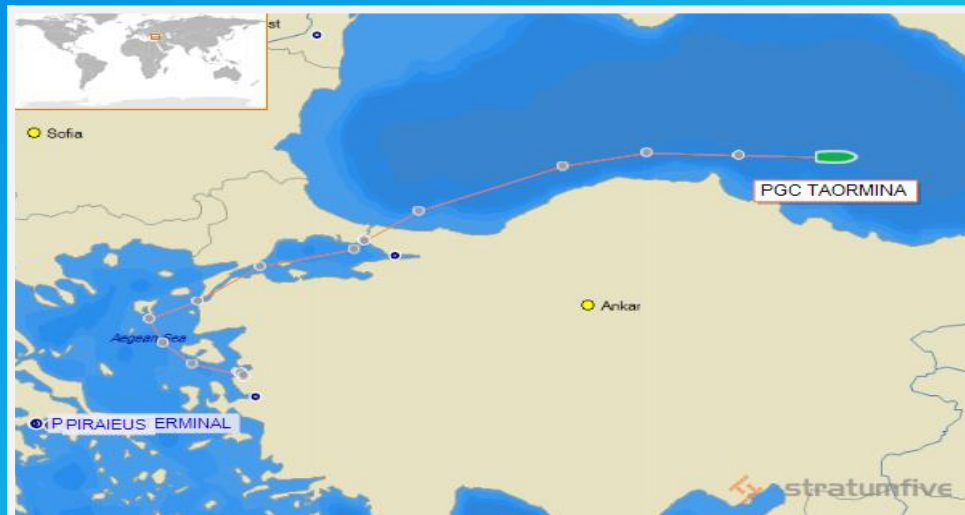
Slide Date/Update	20NOV18/D	VESSELS NAME:	<b>PGC PATREAS</b>	
TYPE/SIZE/BUILT		<b>LPG- Fully Pressurized</b>	<b>7,500 CBM</b>	<b>2017</b>
CAPTAINS NAME/NAT/TOURS PNSA		<b>ROLAN RENGEL</b>	<b>PHILIPPINO</b>	
CH.ENG NAME/NAT/TOURS PNSA		<b>ANASTASIO ARIEL</b>	<b>PHILIPPINO</b>	
LAST OPERATION		<b>DISCHARGE AT MALE</b>		
CURRENTLY		<b>LOADING AT SOHAR</b>		
NEXT OPERATION/ETA-S		<b>DISCHARGE AT PORBANDAR</b>	<b>ETA: 25 NOV</b>	
EMPLOYER		<b>VITOL</b>		
NEXT MAJOR SURVEY DUE/TYPE		<b>22/05/2022</b>	<b>SS1</b>	



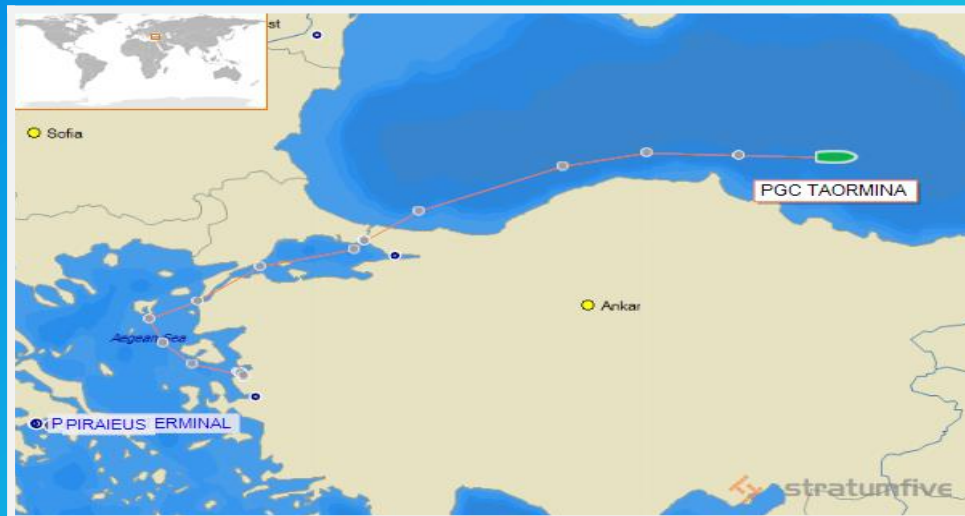
Slide Date/Update	20NOV18/D	VESSELS NAME:	PGC PERIKLIS	
TYPE/SIZE/BUILT		LPG- Fully Pressurized	7,500 CBM	2017
CAPTAINS NAME/NAT/TOURS PNSA		ARTURO FLORES	PHILIPPINO	
CH.ENG NAME/NAT/TOURS PNSA		CORCINGA OLIVER	PHILIPPINO	
LAST OPERATION	LOADING AT MALE			
CURRENTLY	ANCHORED AT CHITTAGONG			
NEXT OPERATION/ETA-S	DISCHARGE AT CHITTAGONG		ETA: 20 NOV	
EMPLOYER	SHELL			
NEXT MAJOR SURVEY DUE/TYPE	07/07/2022			SS1



Slide Date/Update	20NOV18/D	VESSELS NAME:	PGC TAORMINA	
TYPE/SIZE/BUILT		LPG- Semi-Refrigerated	7,000 CBM	2017
CAPTAINS NAME/NAT/TOURS PNSA		CRISTIAN STOICA	ROMANIAN	
CH.ENG NAME/NAT/TOURS PNSA		ALEXANDRESCU FLORENTIOU	ROMANIAN	
LAST OPERATION	DISCHARGE AT RAVVENA			
CURRENTLY	UNDERWAY TO BRINDISI			
NEXT OPERATION/ETA-S	LOADING AT BRINDISI		ETA: 24 NOV	
EMPLOYER	ENI			
NEXT MAJOR SURVEY DUE/TYPE	05/10/2022			SS1



Slide Date/Update	20NOV18/D	VESSELS NAME:	PGC EIRINI	
TYPE/SIZE/BUILT	LPG- Semi-Refrigerated		7,000 CBM	2017
CAPTAINS NAME/NAT/TOURS PNSA	BABAN RAZVAN ANDREI		ROMANIAN	
CH.ENG NAME/NAT/TOURS PNSA	PIRVU IONUT		ROMANIAN	
LAST OPERATION	LOADING AT BRINDISI			
CURRENTLY	UNDERWAY TO GRANGEMOUTH			
NEXT OPERATION/ETA-S	DISCHARGE AT GRANGEMOUTH		ETA: 23 NOV	
EMPLOYER	TRIBUTE			
NEXT MAJOR SURVEY DUE/TYPE	05/3/2023		SS1	



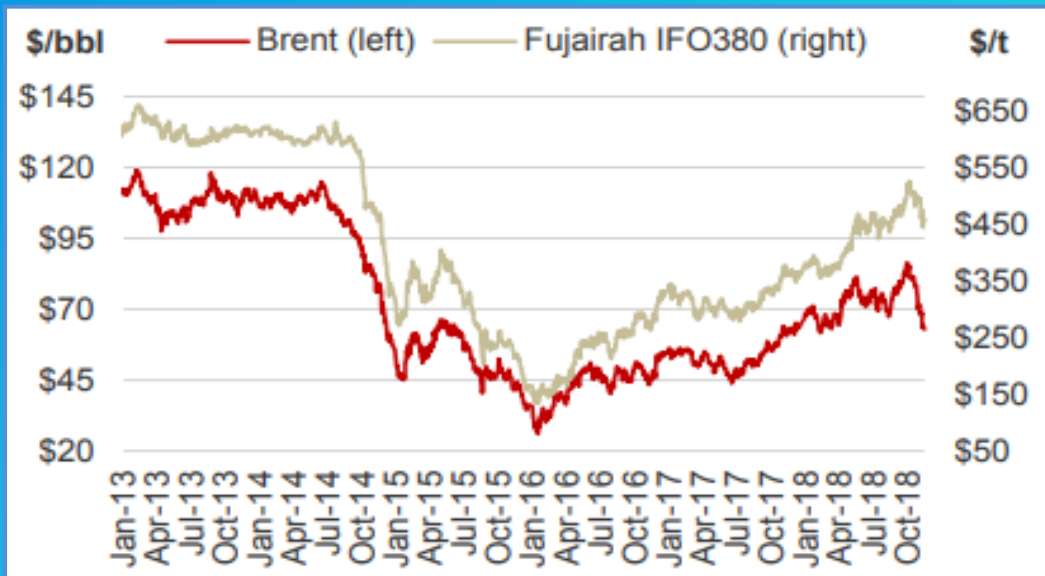
Slide Date/Updated

20NOV18/AH

**VETTING STATUS SUMMARY**

SHIP	LAST VETTING		NEXT SCHEDULED		EXPIRY
	Month-Yr	Oil Major	Month-Yr	Oil Major	Month-Yr
PGC Aspropyrgos	10/2018	LUKOIL	tba	tba	04/2019
PGC Ikaros	07/2018	KMG	tba	tba	01/2019
Companion	09/2018	ENOC	tba	tba	03/2019
PGC Marina	07/2018	KMG	tba	tba	01/2019
PGC Aratos	06/2018	P66	tba	tba	12/2018
PGC Strident Force	09/2018	P66	tba	tba	03/2019
PGC Patreas	05/2018	ERG	tba	tba	11/2018
PGC Periklis	06/2018	KMG	tba	tba	12/2018
PGC Taormina	08/2018	ENI	tba	tba	02/2019
PGC Eirini	07/2018	Conoco	tba	tba	01/2019

19-Nov	Brent		NWE 1% Barges		NWE Gas Oil (ICE)	
	\$/bbl	Δ	\$/tonne	Δ	\$/tonne	Δ
Nov-18	\$66.48	-\$0.28	\$394.46	\$2.21	\$632.75	-\$0.50
Dec-18	\$66.76	-\$0.27	\$387.67	\$2.17	\$626.00	-\$1.00
Jan-19	\$66.94	-\$0.27	\$382.67	\$2.17	\$623.50	-\$1.75
Feb-19	\$67.02	-\$0.32	\$377.92	\$2.17	\$621.50	-\$3.00
Mar-19	\$67.18	-\$0.28	\$373.17	\$2.17	\$620.75	-\$2.25
Q4 18	\$66.62	-\$0.28	\$391.07	\$2.19	\$629.38	-\$0.75
Q1 19	\$67.05	-\$0.29	\$377.92	\$2.17	\$621.92	-\$2.33
Q2 19	\$67.17	-\$0.29	\$362.92	\$2.17	\$620.00	-\$3.25
Q3 19	\$66.98	-\$0.10	\$338.42	\$2.75	\$625.92	-\$3.00
Q4 19	\$66.57	-\$0.12	\$305.67	\$3.09	\$629.92	-\$3.08
Cal 19	\$66.94	-\$0.20	\$346.23	\$2.55	\$624.44	-\$2.92
Cal 20	\$65.55	-\$0.20	\$298.71	-\$4.40	\$625.35	-\$4.40

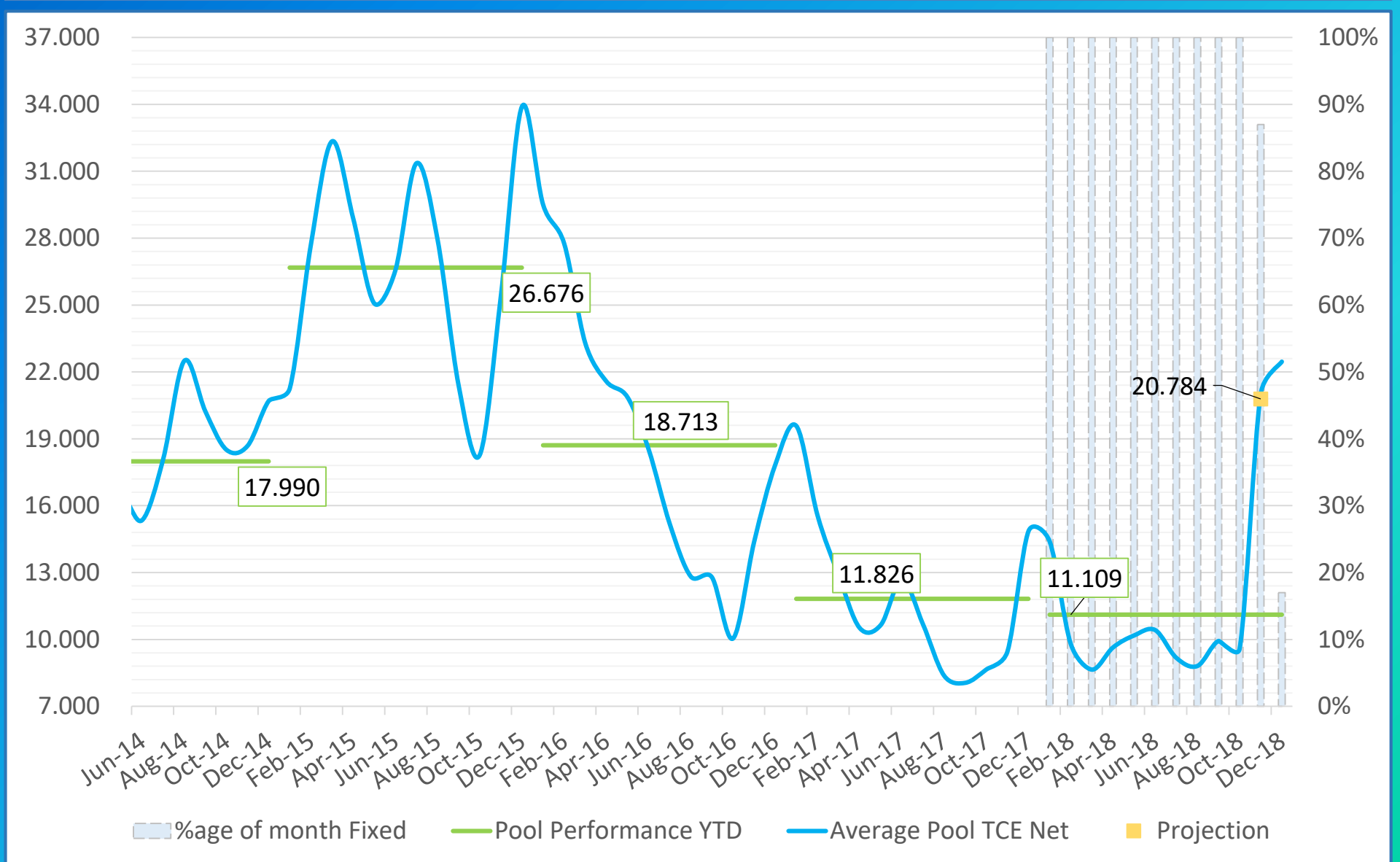


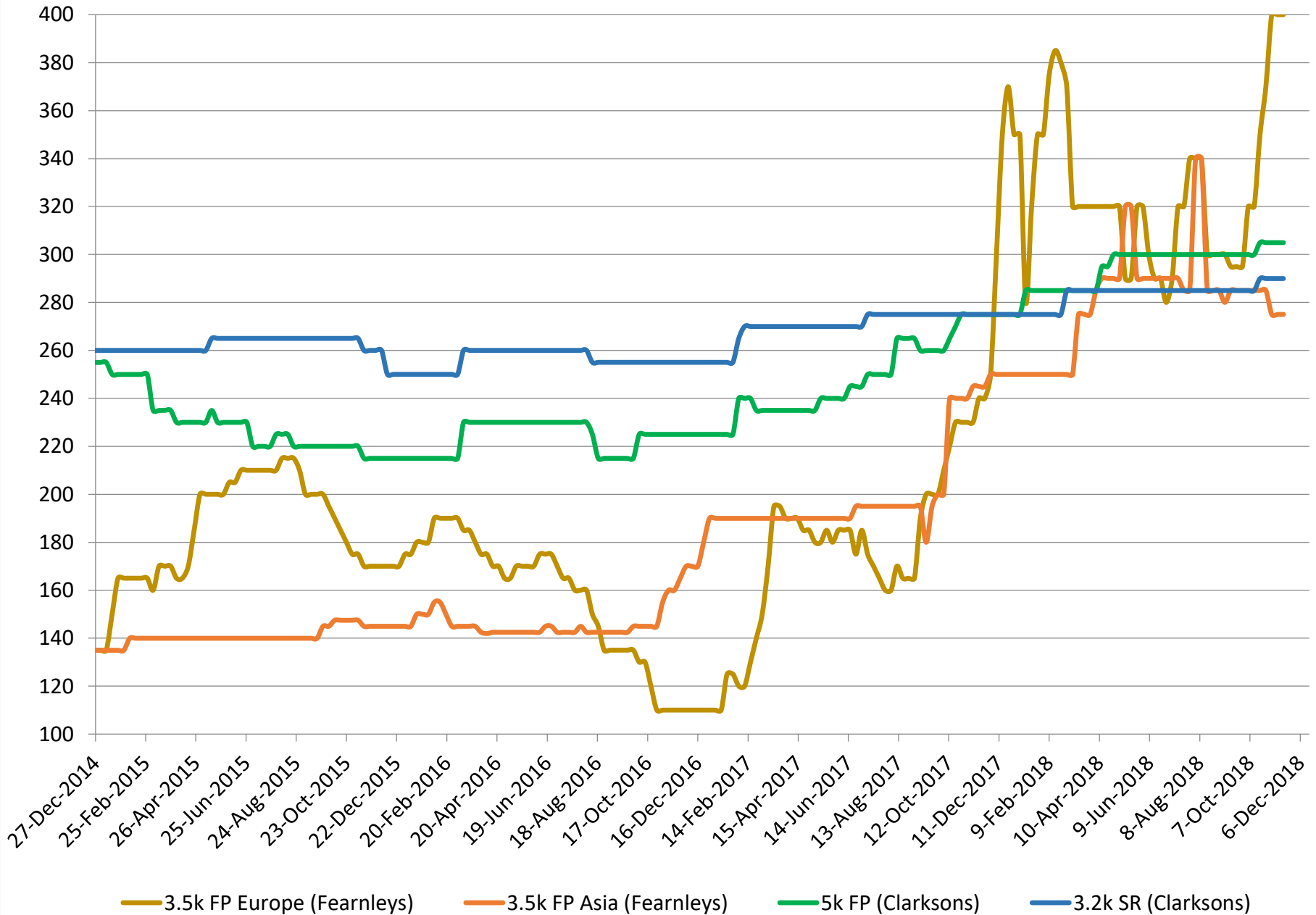
Inflation & Prices ...					Prices in \$/bbl or \$/t			
avg:	Consumer Prices				Crude Oil Brent	Grain Wheat USG	Steel Ship Plate Japan	\$ Libor 6 mths.
	Eur	USA	Japan	OECD				
2015	0.6%	0.1%	0.8%	0.6%	52.98	228	494	0.48%
2016	0.9%	1.3%	-0.1%	1.1%	45.43	196	384	1.05%
2017	2.5%	2.1%	0.5%	2.2%	55.60	211	526	1.47%
Aug	3.4%	2.7%	1.3%	2.9%	77.36	248	660	2.52%
Sep	3.9%	2.3%	1.2%	2.9%	81.93	243	660	2.57%
Oct		2.5%			76.14	232	660	2.67%
Latest					67.54	230	660	2.86%

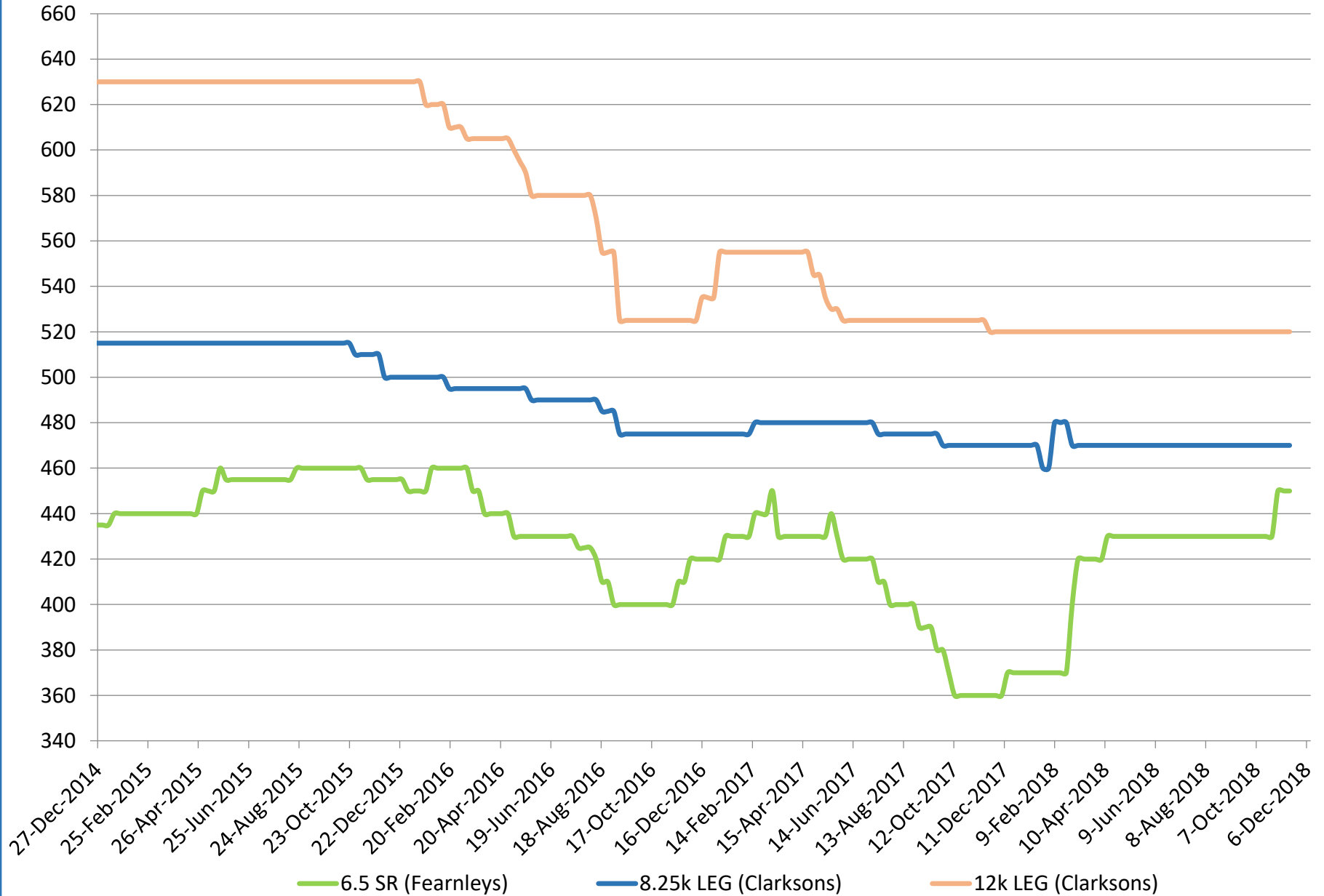
	2009	2010	2011	2012	2013	2014	2015	2016	2017
PNSA TMAs Reset Inflation:	2.28%	1.15%	2.47%	1.30%	1.20%	0.38%	0.73%	2.07%	2.17%

VLCC		WS	Latest		WS	Year-to-Date	
			S/S \$/day <sup>1</sup>	ECO \$/day <sup>1</sup>		S/S \$/day	ECO \$/day
280kt	AG/USG/Caribs/Spore/AG <sup>2</sup>	n/a	\$65,625	\$71,307	n/a	\$24,628	\$29,008
270kt	TD3C Ras Tanura/Ningbo	90.00 ▶	\$47,400	\$55,878	52.90	\$15,956	\$22,376
260kt	TD15 West Africa/Ningbo	87.00 ▶	\$44,870	\$53,343	53.27	\$16,279	\$22,645
n/a	TD1/15 AG/USG/WAF/China/AG <sup>2</sup>	n/a	\$39,295	\$45,885	n/a	\$12,082	\$17,019
<b>VLCC Average (excl. TD1, TD2 &amp; TD15)</b>			<b>\$50,773</b>	<b>\$57,690</b>		<b>\$17,555</b>	<b>\$22,801</b>
<b>Suezmax</b>							
130kt	TD20 Bonny Offshore/Rotterdam	125.00 ▶	\$33,432	\$39,315	71.07	\$9,807	\$14,376
135kt	TD6 Novorossiysk/Augusta	170.00 ▶	\$66,941	\$73,191	87.93	\$14,385	\$18,740
130kt	AG/West (Basrah/Lavera)	50.00 ▶	-\$1,819	\$2,310	31.04	-\$9,441	-\$5,971
<b>Suezmax Average (70% TD20 &amp; 30% TD6)</b>			<b>\$43,484</b>	<b>\$49,477</b>		<b>\$11,180</b>	<b>\$15,685</b>
<b>Aframax</b>							
80kt	TD7 Hound Point/Wilhelmshaven	117.50 ▼	\$20,479	\$21,915	105.09	\$10,736	\$11,934
80kt	TD8 Mina al Ahmadi/Singapore	142.50 ▲	\$17,136	\$19,231	100.47	\$7,145	\$8,639
70kt	TD9 Puerto la Cruz/Corpus Christi	235.00 ▶	\$44,888	\$47,976	127.50	\$13,908	\$15,471
80kt	TD19 Ceyhan/Lavera	160.00 ▲	\$31,937	\$34,313	105.13	\$11,061	\$12,477
80kt	TD14 Serial/Sydney	122.50 ▶	\$16,305	\$18,247	97.65	\$10,156	\$11,681
100kt	TD17 Primorsk/Wilhelmshaven	92.50 ▶	\$19,551	\$21,567	83.52	\$13,051	\$14,811
<b>Aframax Average</b>			<b>\$25,049</b>	<b>\$27,208</b>		<b>\$11,010</b>	<b>\$12,502</b>
<b>Panamax</b>							
50kt	TD21 Mamonal/Houston	180.00 ▼	\$16,324	\$21,142	124.12	\$4,130	\$8,865
55kt	TD12 Antwerp/Houston	137.50 ▶	\$9,431	\$13,713	109.89	\$3,300	\$7,535
<b>Panamax Average</b>			<b>\$12,878</b>	<b>\$17,427</b>		<b>\$3,715</b>	<b>\$8,200</b>
<b>Handy</b>							
30kt	TD18 Tallinn/Amsterdam	215.00 ▶	\$16,741	\$20,451	168.21	\$7,277	\$11,063
<b>LR2</b>							
75kt	TC1 Ras Tanura/Yokohama	122.50 ▲	\$14,261	\$16,874	99.22	\$9,097	\$11,560
n/a	AG/UKC/Med/Japan (West-East Tri) <sup>2</sup>	n/a	\$15,163	\$17,433	n/a	\$10,573	\$12,800
<b>LR2 Average</b>			<b>\$14,712</b>	<b>\$17,153</b>		<b>\$9,835</b>	<b>\$12,180</b>
<b>LR1</b>							
55kt	TC5 Ras Tanura/Yokohama	127.50 ▼	\$7,658	\$11,654	111.92	\$5,556	\$9,324
60kt	TC16 Amsterdam/Lome	130.00 ▶	\$12,725	\$16,532	97.48	\$5,278	\$9,044
n/a	SKorea/Singapore/AG/Japan <sup>2</sup>	n/a	\$11,255	\$14,911	n/a	\$9,341	\$12,742
n/a	AG/UKC/BSea/Japan (West-East Tri) <sup>2</sup>	n/a	\$13,676	\$17,058	n/a	\$10,451	\$13,784
<b>LR1 Average</b>			<b>\$11,328</b>	<b>\$15,038</b>		<b>\$7,656</b>	<b>\$11,224</b>

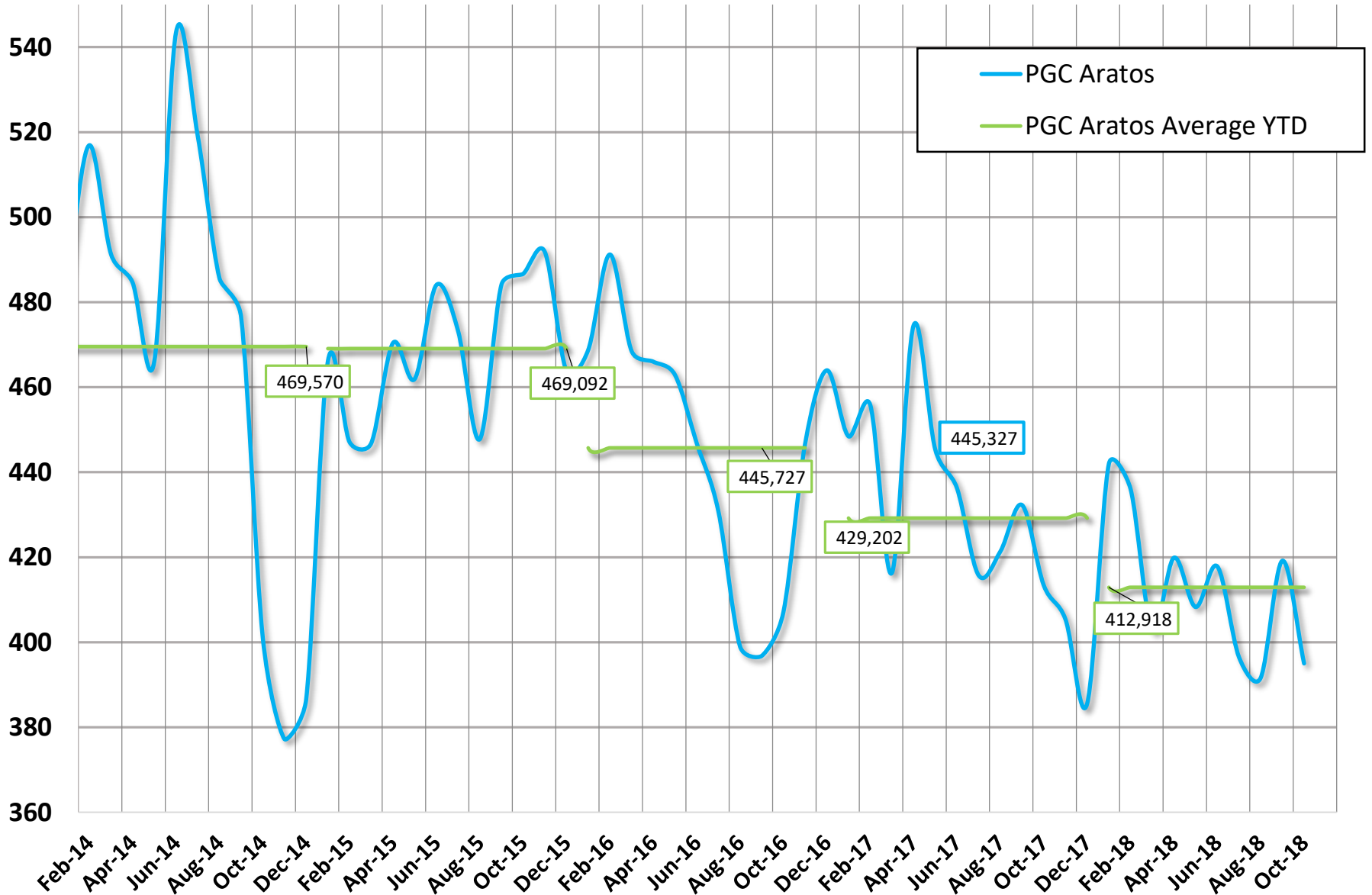
Slide Date/Updated		19NOV18/D		Penfield Pool Performance			
Pool YTD (as of Jan-18):	<b>11,109</b>	Marina Rating:	87.23%	Aspropyrgos Rating:	94.18%	Ikaros Rating:	103.56%



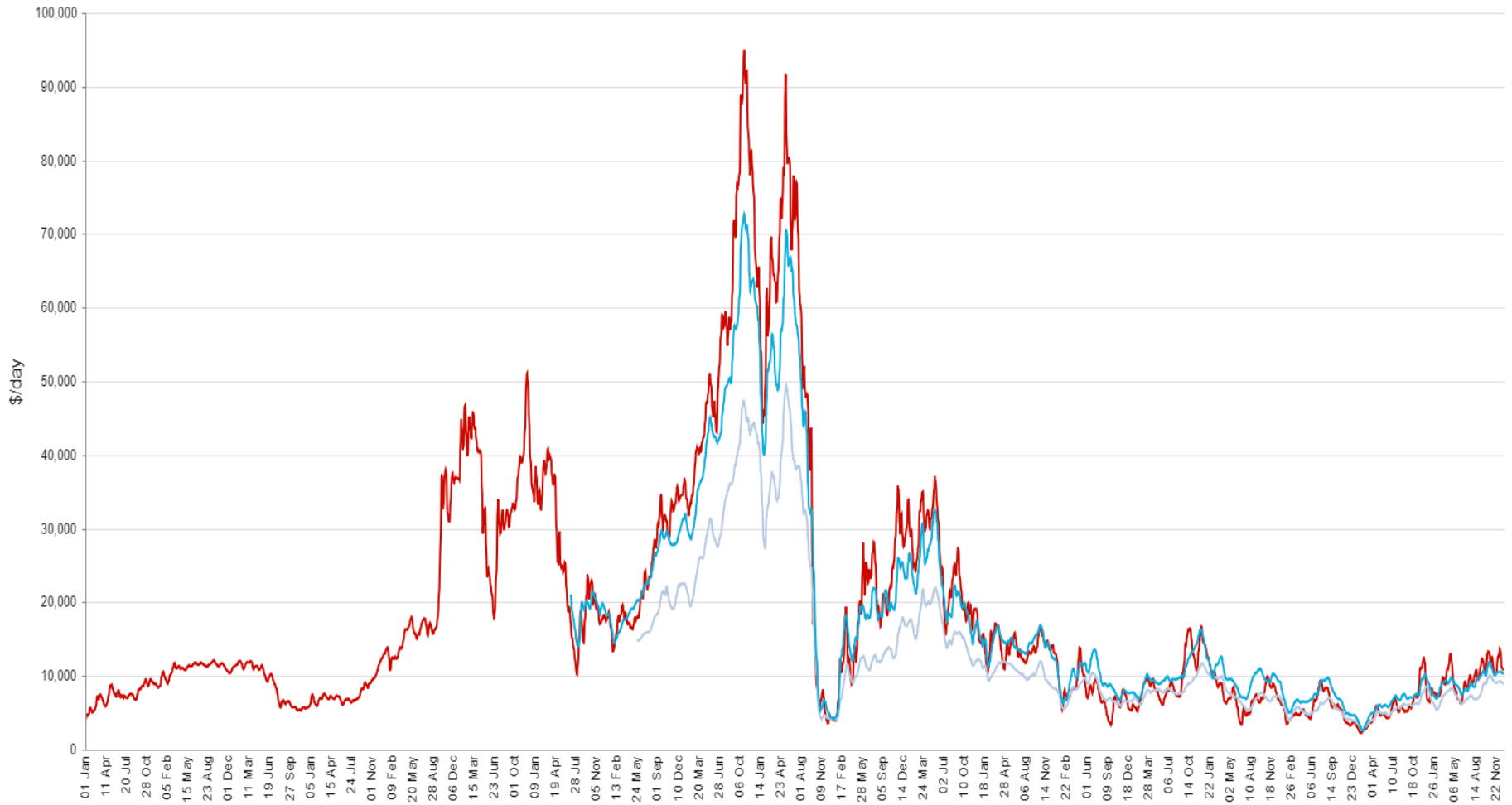




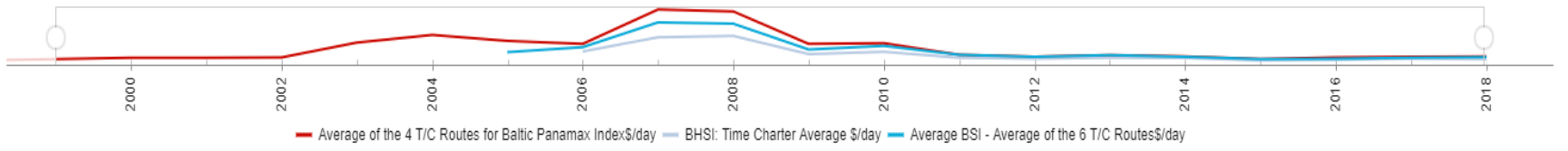
Thousands



Average of the 4 T/C Routes for Baltic Panamax Index \$/day and others

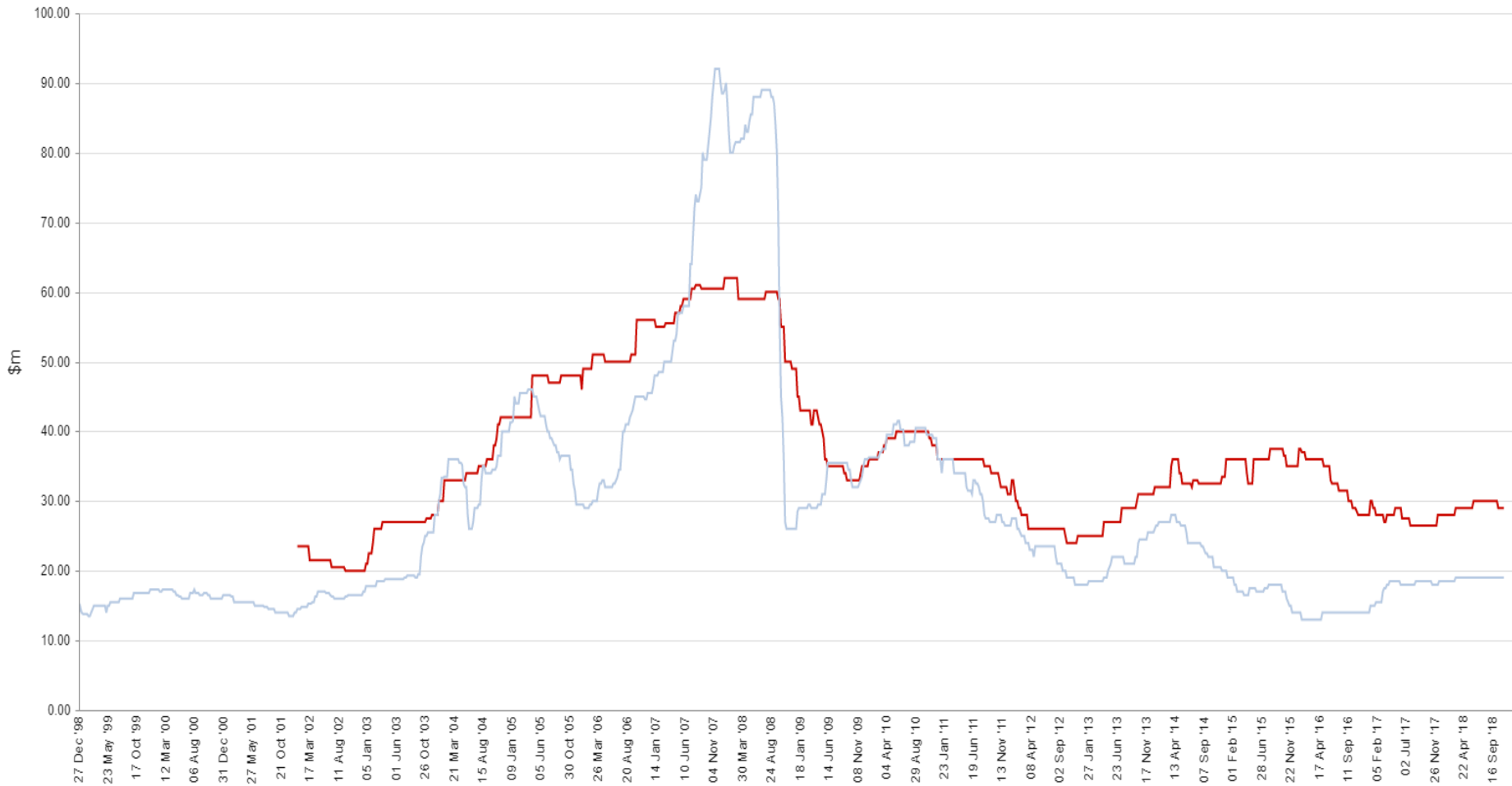


Source: Clarksons Research

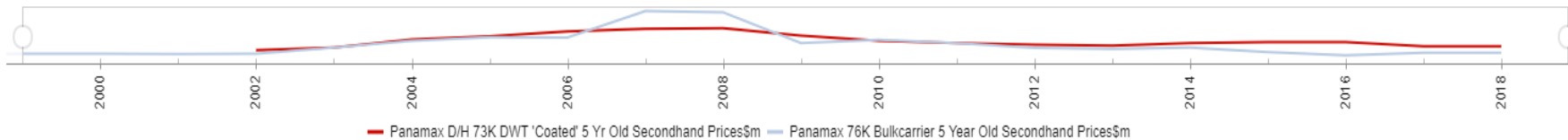


— Average of the 4 T/C Routes for Baltic Panamax Index\$/day — BHSI: Time Charter Average \$/day — Average BSI - Average of the 6 T/C Routes\$/day

Panamax D/H 73K DWT 'Coated' 5 Yr Old Secondhand Prices \$m and others



Source: Clarksons Research



Panamax D/H 73K DWT 'Coated' 5 Yr Old Secondhand Prices\$m Panamax 76K Bulkcarrier 5 Year Old Secondhand Prices\$m

FLEET CHANGES	Tankers				Bulkers			
	2017		2018		2017		2018	
	No	000' dwt	No	000' dwt	No	000' dwt	No	000' dwt
Fleet Jan 1	6,368	555,067	6,602	581,916	10,877	793,881	11,118	817,346
Deliveries	335	38,001	260	27,244	456	38,377	261	24,547
Sold for Scrap	102	11,120	160	19,979	216	14,570	50	3,762
Other Additions	1	320			-	-	-	-
Other Removals	3	521	6	1,041	2	324	2	89
Net Change in Year	231	26,680	94	6,224	238	23,483	209	20,696
% Change YTD	3.6%	4.8%	1.4%	1.1%	2.2%	3.0%	1.9%	2.5%
% Change Annualised			1.6%	1.2%			2.1%	2.9%

World Seaborne Trade	million tonnes					%Chg 2018/17	Demand - Supply Delta	Earnings Delta
	2014	2015	2016	2017	2018			
Crude Oil	1,803	1,872	1,949	2,013	2,034	1.0%	0.0%	65.3%
Oil Products	957	1,022	1,067	1,086	1,102	1.5%		
Dry Bulk	4,834	4,835	4,885	5,090	5,215	2.5%	-0.4%	21.1%
Containers	1,622	1,661	1,734	1,833	1,917	4.6%		
Other	1,392	1,435	1,491	1,574	1,656	5.2%		
<b>World Seaborne Trade</b>	<b>10,608</b>	<b>10,825</b>	<b>11,126</b>	<b>11,596</b>	<b>11,924</b>	<b>2.8%</b>		
<b>y-o-y growth</b>	<b>3.40%</b>	<b>2.0%</b>	<b>2.8%</b>	<b>4.2%</b>	<b>2.8%</b>			

Vessel Type		Vessel name	Dwt/Unit	Blt.	Yard	Date	Price \$m.		Buyers
Tanker	D/Hull	Masalli	13,030	2007	Krasnoye Sormovo	14-Nov	<i>at auction</i>	5.5	Russian interests
Tanker	D/Hull	FPMC P Glory	74,788	2009	STX SB (Jinhae)	14-Nov	<i>low/mid</i>	14	European interests
Tanker	D/Hull	Prime Splendour	45,217	1996	Minaminippon (Ozai)	14-Nov		5	Chinese interests
Tanker	D/Hull	Alter Ego I	309,371	2001	Samsung HI	09-Nov	<i>low/mid</i>	20	Far Eastern interests
Tanker	D/Hull	HS Tosca	115,635	2004	Samsung HI	09-Nov	<i>excess</i>	13	European interests
Tanker	D/Hull	Majorque	3,645	2006	Torgem Shipyard	07-Nov		3.5	Undisclosed interests
Tanker	D/Hull	European Spirit	151,848	2003	Hyundai HI (Ulsan)	06-Nov	<i>excess</i>	15	Clients of Transmed Shipping
Tanker	D/Hull	Shamrock	156,516	2011	Jiangsu Rongsheng	06-Nov	<i>4 year TC/low</i>	30	Clients of Navigare
Tanker	D/Hull	DHT Sophie*	112,045	2003	Hyundai Samho HI	06-Nov		11.9	Clients of Horizon Tankers
Tanker	D/Hull	DHT Cathy*	111,928	2004	Hyundai Samho HI	06-Nov		12.4	Clients of Horizon Tankers
Tanker	D/Hull	Nord Innovation	47,981	2010	Iwagi Zosen	02-Nov	<i>region</i>	17.2	Undisclosed interests
Tanker	D/Hull	DS Vida	299,097	2003	Nantong COSCO KHI	30-Oct	<i>region</i>	21	Clients of NGM Energy
Bulk	Gearless	N/B RESALE HULL SS-200	82,000	2019	Tsuneishi Zhoushan	16-Nov		30	Clients of BW Dry Cargo
Bulk	4x36t cr.	SSI Invincible	57,017	2010	Zhejiang Zhenghe SB	15-Nov		12.3	Chinese interests
Bulk	4x30.5t cr.	Asian Beauty	28,218	2011	Shimanami Shipyard	14-Nov	<i>TCB</i>	9.5	Japanese interests
Bulk	Gearless	Olga V	81,645	2017	Namura Shipbuilding	14-Nov		30	Clients of Vrontados Shipping
Bulk	Str. Hvy.	Genco Beauty	73,941	1999	Oshima Shipbuilding	13-Nov		6.7	Undisclosed interests
Bulk	Str. Hvy.	Alcyon	75,247	2001	Hyundai Samho HI	13-Nov		7.45	Undisclosed interests
Bulk	4x30.5t cr.	Gemini Pioneer	55,624	2008	Mitsui SB (Tamano)	09-Nov		13.6	Clients of Polforce Shipping
Bulk	4x30t cr.	U Noble	56,856	2012	Xiamen Shipbuilding	09-Nov		12.8	Clients of EGPN
Bulk	4x30.5t cr.	New Destiny	53,554	2007	Iwagi Zosen	09-Nov		11	Greek interests
Bulk	4x30.5t cr.	New Kosmos	56,011	2005	Mitsui SB (Tamano)	07-Nov		11	Undisclosed interests
Bulk	4x30t cr.	Vela	63,042	2015	Jiangsu Hantong HI	07-Nov	<i>region</i>	20	Clients of Oceanbulk
Bulk	Str. Hvy.	Triton	75,336	2001	Hyundai Samho HI	07-Nov		7.35	Undisclosed interests
Bulk	Str. Hvy.	Taurus Ocean	78,819	2008	Sanoyas	07-Nov		14.5	Greek interests
Bulk	4x30t cr.	TC Gold	58,096	2011	Tsuneishi Cebu	02-Nov		16.25	Clients of Diligent Holdings
Bulk	4x30.5t cr.	Oceanic Hawk	29,027	2010	Shikoku Dock.	02-Nov	<i>low</i>	9	Undisclosed interests
Bulk	Str. Hvy.	Frontier Ambition	180,253	2010	Koyo Dock	02-Nov		29	Undisclosed interests
Bulk	4x30.5t cr.	Maemi Spirit	53,482	2008	Iwagi Zosen	31-Oct		11.1	Greek interests
Bulk	Str. Hvy.	Prime Lily	81,507	2012	SPP Sacheon SY	31-Oct	<i>high</i>	20	Greek interests
Bulk	4x30t cr.	N/B RESALE HULL N198	64,000	2018	COSCO Zhoushan	31-Oct		24.1	Hong Kong interests
Bulk	4x30t cr.	Genco Muse	48,913	2001	I.H.I. (Tokyo)	31-Oct		6.7	Chinese interests
Bulk	4x30.5t cr.	Bulk Argentina	55,477	2009	Kawasaki HI Kobe	31-Oct		14.7	Clients of Ocean Agencies
Bulk	3x30t cr.	Olga	18,319	1996	Shikoku Dock.	31-Oct	<i>low</i>	3	Undisclosed interests
Bulk	4x30t cr.	Apostolos II	34,676	2003	Tianjin Xingang HI	31-Oct		7.25	Greek interests
Bulk	Gearless	Di He	22,411	2009	Zhejiang Haifeng	30-Oct	<i>at auction</i>	RMB31	Clients of Weichao Shipping
Bulk	4x36t cr.	Sea Bronze	37,426	2007	Saiki Hvy. Ind.	30-Oct		11.5	Clients of HTK Shipping
Bulk	4x35t cr.	Tron Legacy	56,444	2012	CSC Qingshan SY	30-Oct		13.1	Chinese interests
Bulk	Str. Hvy.	Scandinavian Express	93,038	2010	COSCO Dalian SY	30-Oct		15.5	Clients of Lavinia Corp
LPG Carrier	6,500 cu.m.	Iris Gas	6,996	1996	Shin Kochi Jyuko	14-Nov	<i>undisclosed</i>		Thai interests
LPG Carrier	78,539 cu.m.	NS Challenger	56,875	1992	NKK (Tsu)	09-Nov		10.5	South East Asian interests

Slide Date/Updated

20NOV18/D

## FOREX SNAPSHOT

EUR/USD used internally today: 1.1788

CURRENCY	VALUE	CHANGE	NET CHANGE	TIME (EST)	2 DAY
EUR-USD	1.1433	-0.0021	-0.18%	4:25 AM	
USD-JPY	112.3700	-0.1800	-0.16%	4:26 AM	
GBP-USD	1.2844	-0.0010	-0.08%	4:25 AM	
AUD-USD	0.7292	-0.0002	-0.03%	4:26 AM	
USD-CAD	1.3175	0.0004	+0.03%	4:25 AM	
USD-CHF	0.9924	-0.0011	-0.11%	4:26 AM	
EUR-JPY	128.5100	-0.4100	-0.32%	4:26 AM	
EUR-GBP	0.8901	-0.0010	-0.11%	4:26 AM	
USD-HKD	7.8322	0.0002	+0.00%	4:25 AM	
EUR-CHF	1.1348	-0.0032	-0.28%	4:26 AM	
USD-KRW	1,125.7800	-2.7700	-0.25%	1:29 AM	